

THE UNIVERSITY OF HONG KONG
FIRST AND FOREMOST
香港大學 領袖群倫
2024-25



INSTITUTIONAL REPUTATION & GLOBAL PRESENCE

大學排名及國際地位

UNIVERSITY RANKINGS 大學排名

Quacquarelli Symonds (QS)
Asia University Rankings 2025
2025年QS亞洲大學排名

2

Quacquarelli Symonds
World University Rankings 2025
2025年QS世界大學排名

17

Times Higher Education
World's Most International Universities 2024
2024年泰晤士高等教育國際化大學排名

6

Times Higher Education
Asia University Rankings 2024
2024年泰晤士高等教育亞洲大學排名

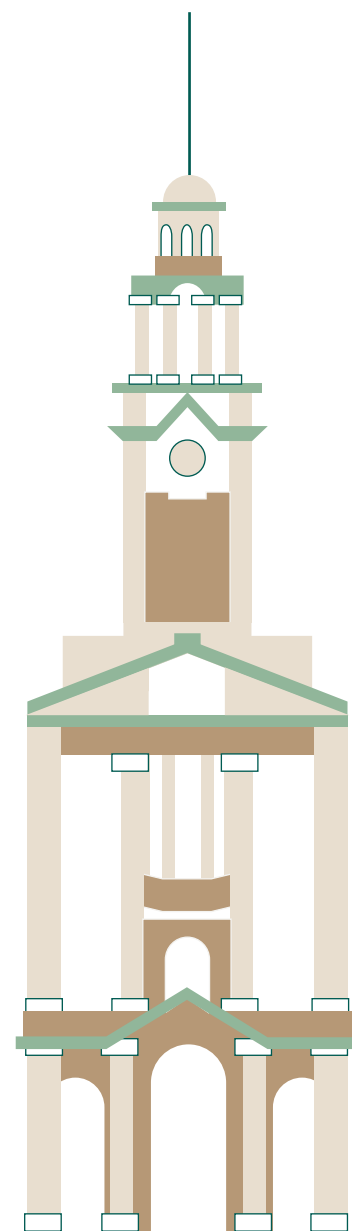
6

Times Higher Education
World University Rankings 2025
2025年泰晤士高等教育世界大學排名

35

Times Higher Education
Interdisciplinary Science Rankings 2025
2025年泰晤士高等教育跨學科科學排名

13



WORLD UNIVERSITY SUBJECT RANKINGS IN WHICH HKU RANKED AMONG THE TOP 25 位列世界大學學科排名首二十五位的港大學科

QS World University Rankings by Subject 2024
2024年QS世界大學學科排名



3
Dentistry
牙科學



7
Education & Training
教育與培訓



6
Education
教育學



12
Architecture &
Built Environment
建築與建造環境



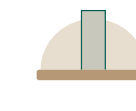
14
Geography
地理學



19
Clinical & Health
臨床與健康研究



15
Linguistics
語言學



20
Civil & Structural
Engineering
土木工程



20
Law & Legal Studies
法律與法律研究



21
Social Policy &
Administration
社會政策與行政管理



22
Modern Languages
現代語言學



24
Sociology
社會學



25
Data Science &
Artificial Intelligence
數據科學與人工智能

RESEARCH 研究

RESEARCH PRODUCTIVITY & IMPACT

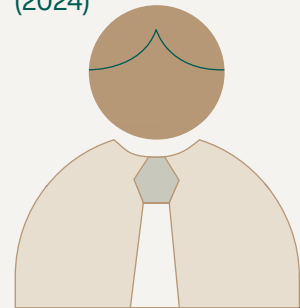
研究生產力及影響力

Number of Highly Cited Researchers named by Clarivate

獲科睿唯安選為最廣獲徵引研究人員數目

53

(2024)



佔全港最廣獲徵引研究人員總數

40%

of Highly Cited Researchers in Hong Kong

Among global institutions, HKU ranks

港大在全球院校及科研機構中名列

#10

Among Asian universities, HKU ranks

港大在亞洲大學中位居

#2

Number of HKU professoriate staff ranked by Clarivate as being among the world's top 1% of scientists (based on the number of citations recorded for their publications)

根據其學術文章獲徵引次數，獲科睿唯安評為世界首1% 頂級科學家的港大教授人員數目

196

(as of April 2024)

(截至2024年4月)

Number of peer-reviewed refereed publications

經審閱學術著作數目

4,934

佔教資會資助大學經審閱學術著作總數

27.4%

of total peer-reviewed refereed publications by academics in UGC-funded institutions (2022-23)

Refereed publications per academic and research staff member

經審閱學術著作之人均數目

2.7

Average amongst UGC-funded institutions 教資會資助大學平均數目

1.9

(2022-23)

RESEARCH COLLABORATIONS

研究合作

Number of State Key Laboratories (SKLs) hosted by HKU

設於香港大學的國家重點實驗室數目

5

佔全港國家重點實驗室總數

31.3% of total SKLs in Hong Kong



RESEARCH FUNDING

研究撥款

Cumulative number and value of Research Grants Council (RGC)'s Areas of Excellence projects led by HKU investigators since its inception in 1996

自1996年研究資助局（研資局）設立卓越學科領域計劃至今，在該計劃下由港大學者領導的項目累計總數及金額

Number of HKU projects 港大項目總數

12

佔項目總數 34.3% of total funded projects

Total value of funding granted to HKU (HK\$) 港大所得總撥款額（港幣）

\$ 933.7M 九億三千三百七十萬元

佔總撥款額 37.7% of total funding

Cumulative number and value of RGC's Theme-based Research Scheme projects led by HKU investigators since its inception in 2010

自2010年研資局設立主題研究計劃至今，由港大學者領導的項目累計總數及金額

38

佔項目總數 45.2% of total funded projects

\$ 1,680M 十六億八千萬

佔總撥款額 45.8% of total funding

Cumulative number and value of RGC's Collaborative Research Fund projects led by HKU investigators since 2014-15

自2014至2015年度至今，由港大學者領導的研資局協作研究金資助項目累計總數及金額

108

佔項目總數 32.1% of total funded projects

\$ 599M 五億九千九百萬元

佔總撥款額 31.7% of total funding

Number and value of RGC's General Research Fund projects awarded

研資局優配研究金資助項目數目及金額 (2024-25)

238

佔項目總數 22.8% of total funded projects

\$ 237.2M 二億三千七百二十萬元

佔總撥款額 24.2% of total funding

Number and value of RGC's Early Career Scheme projects awarded

研資局傑出青年學者計劃資助項目數目及金額 (2024-25)

31

佔項目總數 14.8% of total funded projects

\$ 21.8M 二千一百八十萬元

佔總撥款額 15.4% of total funding

Number of fellowships awarded to HKU 港大獲獎人數

30

佔總獲獎人數 31.3% of total fellowships

Total value of funding granted to HKU (HK\$) 港大所得總撥款額（港幣）

\$ 16.4M 一千六百四十萬元

佔總撥款額 30.6% of total funding

Cumulative number and value of RGC's Humanities and Social Sciences Prestigious Fellowship Scheme fellowships awarded since its inception in 2012-13

自2012至2013年度研資局設立人文學及社會科學傑出學者計劃至今，於該計劃獲得資助的學者人數及金額

HONOURS & AWARDS

榮譽及獎項

Cumulative number of Croucher Senior Research Fellowships and Croucher Senior Medical Research Fellowships

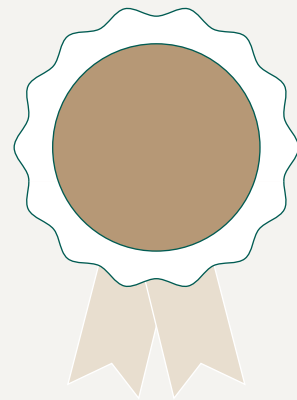
裘槎優秀科研者獎及裘槎優秀醫學科研者獎
累計獲獎人數

63

佔總獲獎人數

45.7%

of total fellowships



Cumulative number of Croucher Tak Wah Mak Innovation Awards

裘槎麥德華前瞻科研大獎
累計獲獎數目

11

佔獎項總數

33.3%

of total number of awards



Cumulative number of State Science and Technology Awards in the categories of State Natural Science Award, State Scientific and Technological Progress Award and State Technological Invention Award

於國家科學技術獎屬下類別的國家自然科學獎、
國家科學技術進步獎及國家技術發明獎
累計獲獎數目

39



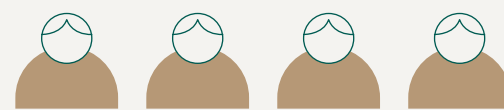
Cumulative number of Chinese Academy of Engineering (CAE) and Chinese Academy of Sciences (CAS) Academicians

中國工程院院士及中國科學院院士
累計當選人數

CAE Academicians

中國工程院院士

4



CAS Academicians

中國科學院院士

13



INNOVATION & KNOWLEDGE EXCHANGE

創新及知識交流

KNOWLEDGE TRANSFER

知識轉移

Number of collaborative research, contract research and consultancy projects
協作研究、合約研究及顧問服務項目總數

1,939

(2023-24)

Total income generated from knowledge transfer*
由知識轉移產生的總收入*

HK\$ 港幣 2,716.2M

二十七億一千六百二十萬元

(2023-24)

LICENCES

技術授權

Number of active licences

有效技術授權數目



161

(2023-24)

PATENTS

專利

Number of active patents and patent applications

有效專利及專利申請數目



2,057

(2023-24)

* The total income generated from knowledge transfer includes income from collaborative research, contract research, consultancy, intellectual property rights, Continuing Professional Development (CPD) courses and the equipment and facilities service agreements.
由知識轉移產生的總收入包括從協作研究、合約研究、顧問服務、知識產權、持續專業進修課程，以及設備及設施服務合約所得之收入。

UNDERGRADUATE ADMISSIONS

本科收生

ALL-ROUND ELITES

多元精英

Number of top scorers admitted to HKU in the 2024 intake with IB, GCE A-levels, Hong Kong Diploma of Secondary Education Examination (HKDSE) and Gaokao qualifications


於2024年經國際文憑、英國普通教育文憑高級程度考試、香港中學文憑考試（文憑試）及高考入讀港大的尖子數目



104

Number of athletes admitted via the Top Athletes Direct Admission Scheme

透過頂尖運動員入學計劃入讀港大的運動員數目



8

Number of athletes admitted via the Sports Scholarship Scheme

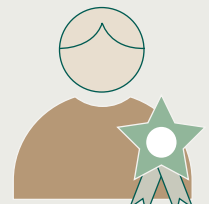
透過精英運動員推薦計劃入讀港大的運動員數目



14

Number of students admitted via the School Nominations Direct Admission Scheme

透過學校推薦直接錄取計劃入讀港大的學生數目



116

JUPAS ADMISSIONS 2024

2024年聯招收生

HKDSE candidates admitted to HKU have the highest average scores among institutions, calculated based on the results of the three core subjects: Chinese, English, and Mathematics, or using other selection principles.

以中文、英文和數學三個核心科目成績，或其他多個遴選原則計算，港大取錄的文憑試考生平均分數是院校之冠。

Subjects 科目	HKU Average Admission Scores 港大平均收生分數	Selection principles 遴選原則	HKU Average Admission Scores 港大平均收生分數
Chinese Language 中國語文	5.02	Best 5 subjects 最佳五個科目	29.65
English Language 英國語文	5.31	Best 6 subjects 最佳六個科目	33.50
Mathematics 數學	5.80		

STUDENT DIVERSITY & INTERNATIONALISATION

學生多元性及國際化

NON-LOCAL STUDENTS

非本地學生

Number of University Grants Committee (UGC)-funded non-local students (including all levels of study)

受大學教育資助委員會（教資會）資助的非本地學生數目（包括所有級別）

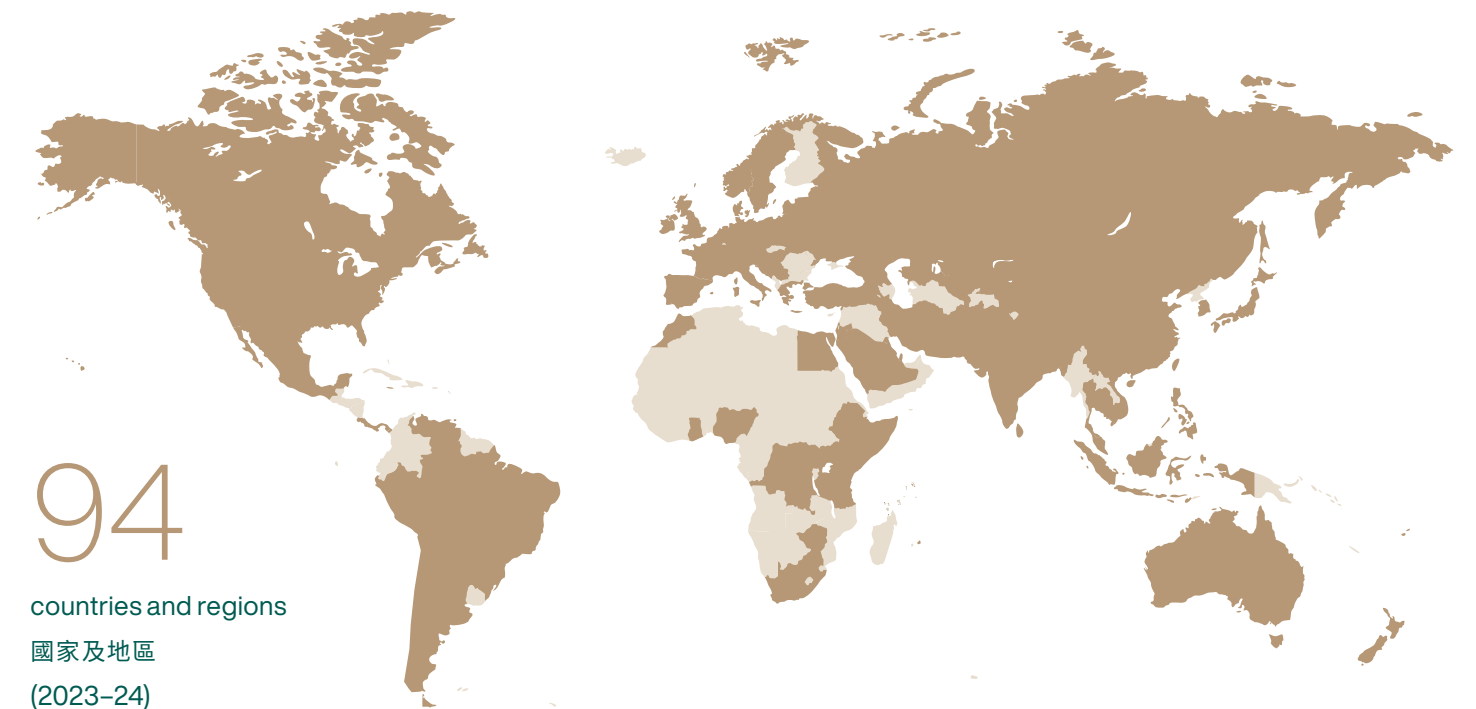
6,302

Average amongst UGC-funded institutions

2,887
(2023-24)

STUDENT NATIONALITIES

學生國籍

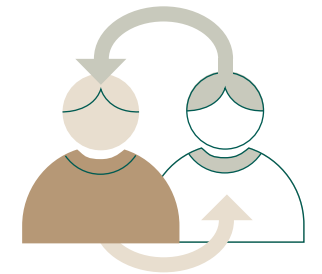


EXCHANGE NETWORKING

交流網絡

Number of exchange partners
交流夥伴數目

421



in 49 countries (as of June 2024)
分佈於 49 個國家（截至2024年6月）

TEACHING & LEARNING

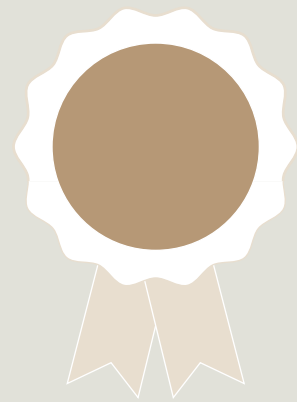
教與學

TEACHING EXCELLENCE

優質教學

Cumulative number of UGC Teaching Awards received since its inception in 2011
自2011年教資會設立傑出教學獎至今累計得獎項目總數

10
佔獎項總數
18.9%
of total number of awards

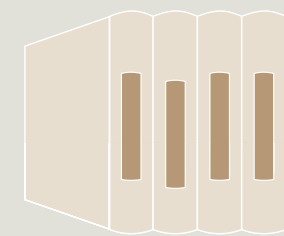


LIBRARY RESOURCES

圖書館資源

Number of bound volumes of library stocks
裝釘成冊的圖書館書籍數目

2.8M
二百八十萬
(as of June 30, 2024)
(截至2024年6月30日)



佔教資會資助大學
圖書館藏
25.9%
of total library stocks in
UGC-funded institutions

EQUAL LEARNING OPPORTUNITIES

平等學習機會

Cumulative number of local undergraduate students supported by First-in-the-Family Education (FIFE) Fund since its inception in 2008
自2008年第一代大學生助學金計劃成立至今獲得資助的本地本科生總數

4,309




GRADUATE EMPLOYMENT

畢業生就業情況

GRADUATE EMPLOYMENT

畢業生就業情況


Employment rate of graduates of full-time UGC-funded undergraduate programmes
受教資會資助全日制本科畢業生的就業率



EMPLOYER REPUTATION

僱主評分

Employer reputation survey score in Quacquarelli Symonds (QS) Asia University Rankings
QS亞洲大學排名「僱主評分」調查得分




DONATIONS

捐獻

Total amount of donations
捐款總額

HK\$
港幣
1,108M
十一億零八百萬元
(2023-24)





香港大學

THE UNIVERSITY OF HONG KONG



First and Foremost is prepared by the
Communications and Public Affairs Office.

Figures provided by the Management Information Unit
of the President's Office are based on latest available data.

《領袖群倫》由傳訊及公共事務處製作，
所有數字由校長辦公室管理資訊組根據現有最新數據提供。

Printed in December 2024
二零二四年十二月出版

