

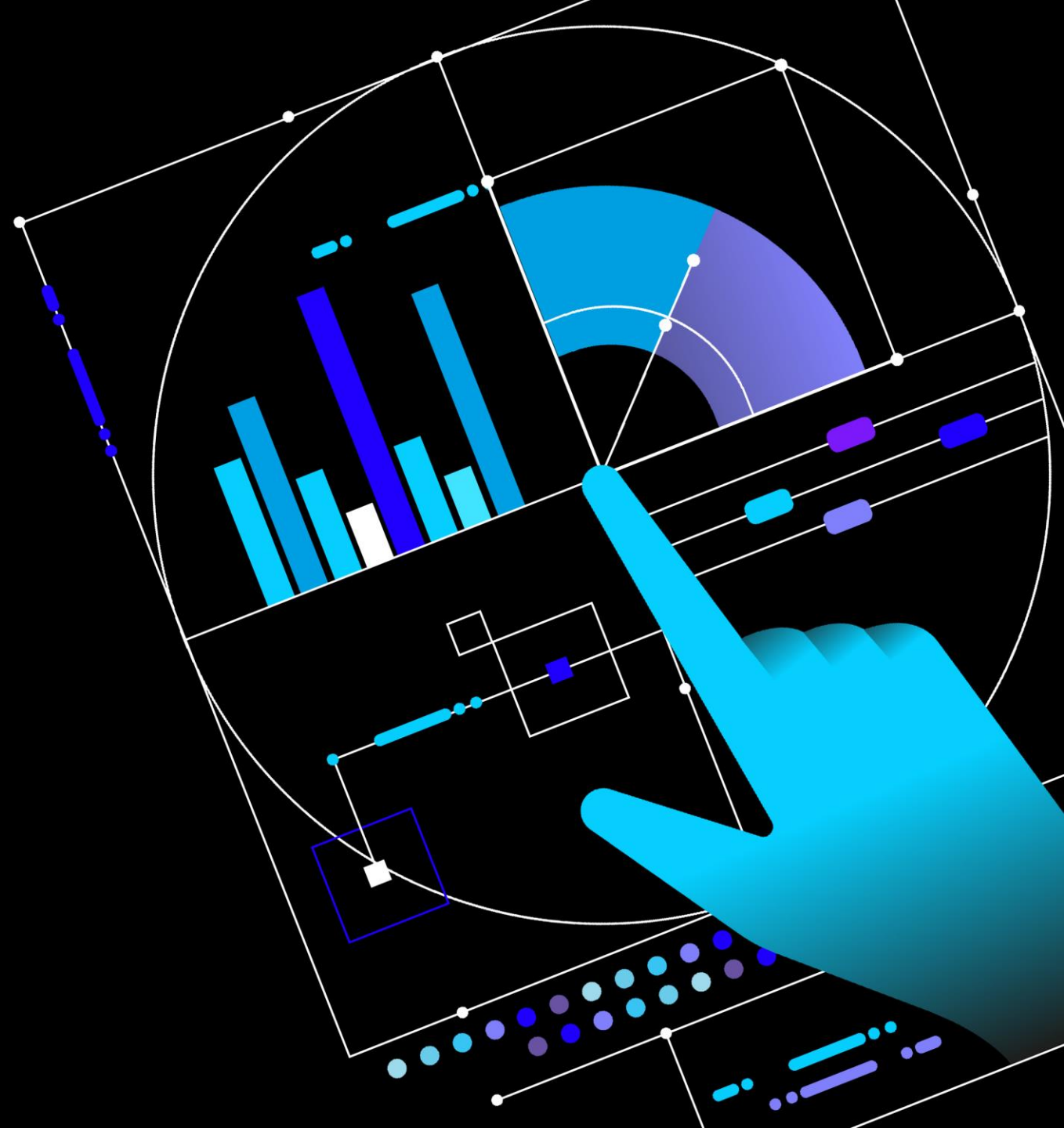


**World
University
Rankings 2025**

Q&A

The 2025 World University Rankings Masterclass: ANZ

Duncan Ross
Chief data officer
Times Higher Education




Q&A

Q. How would a university join THE impact rankings? Is it by invitation or voluntary?

A. Universities interested in joining THE Impact Rankings can do so voluntarily; it is not by invitation. Please email impact@timeshighereducation.com for more information.

Q. Do you publish the confidence intervals for scores and discuss the uncertainty of results? Surely lots of universities must overlap, especially the very high scoring ones, meaning that you can't meaningfully rank them in strict order.

A. We do not publish confidence intervals for the scores in the rankings. The rankings are presented as they are, based on the calculated scores according to the methodology and data. Precise ranks and overall scores are shown for the institutions ranked in the top 200. We then display banded ranks and overall scores for institutions in the rest of the table because the difference between their scores is not statistically significant. Precise pillar scores are displayed for each ranked institution.




Q&A

Q. The metrics for international students and the student ratios are down for ANZ because THE uses 2022 data, which does not show a recent picture. On the other side, other measures such as the reputation survey or the citation measures are more recent information. Do you take into account the different time windows when you produce the rankings?

A. In the production of the rankings, the time windows for different metrics are indeed taken into account. The global academic reputation survey data used for the latest World University Rankings is from 2023 and 2024, however this reflect a long-term reputation. The timeframe for the research publication window is medium: the past five years (2019 to 2013 for the last ranking).

However, for metrics like international students and student ratios, the data is usually taken from 2 years prior, such as 2022 for the latest ranking edition, which might not capture the most recent changes or trends. The reason why we take the data from 2 years prior, is that we have concluded that this is the year where most universities from around the world are most likely to have complete data.

While this can affect the representation of certain aspects like international student numbers, especially in regions that have seen significant changes in recent times, the methodology is designed to balance various factors and provide a comprehensive assessment of university performance across multiple dimensions. It's important to note that the rankings are a snapshot based on the best available data at the time of calculation, and they may not always reflect the very latest developments at every institution.



Thank you

