

Access THE's sustainability dataset via:




DataPoints

SDG Impact Dashboard

Powerful data and analytics to support success in sustainability.

Request a free demo: data@timeshighereducation.com



Impact Rankings Masterclass 2024



Times Higher Education
Impact Rankings

Africa

Our Rankings


TEACHING



Focus: student satisfaction, employer reputation, graduation rate + more

Participation rules: ranking specific


IMPACT & SUSTAINABILITY



Focus: research, teaching, stewardship and outreach against the UN's 17 Sustainable Development Goals

Participation rules: all UG or PG higher education institutions

RESEARCH



Focus: research output, research quality, research collaboration, reputation + more

Participation rules: 1,000+ publications over 5 years, teach undergraduates across a range of subjects

Higher Education and the SDGs

- Goals agreed by the UN in 2015
- A common framework for evaluation and a commitment to deliver
- Broad and comprehensive
- Relevant to all universities
- A way of reconnecting to core mission and values



How does it work? (Outside in)



Times Higher Education
Impact Rankings

What are the Impact Rankings?

- 18 different rankings
- One for each SDG
- One overall ranking
- Data from Universities and from Elsevier



Ensure inclusive and equitable quality education and promote lifelong learning opportunities for all

Target	Description
4.1	By 2030, ensure that all girls and boys complete free, equitable and quality primary and secondary education leading to relevant and effective learning outcomes
4.2	By 2030, ensure that all girls and boys have access to quality early childhood development, care and pre-primary education so that they are ready for primary education
4.3	By 2030, ensure equal access for all women and men to affordable and quality technical, vocational and tertiary education , including university
4.4	By 2030, substantially increase the number of youth and adults who have relevant skills , including technical and vocational skills, for employment, decent jobs and entrepreneurship
4.5	By 2030, eliminate gender disparities in education and ensure equal access to all levels of education and vocational training for the vulnerable, including persons with disabilities, indigenous peoples and children in vulnerable situations
4.6	By 2030, ensure that all youth and a substantial proportion of adults, both men and women, achieve literacy and numeracy
4.7	By 2030, ensure that all learners acquire the knowledge and skills needed to promote sustainable development , including, among others, through education for sustainable development and sustainable lifestyles, human rights, gender equality, promotion of a culture of peace and non-violence, global citizenship and appreciation of cultural diversity and of culture's contribution to sustainable development
4.a	Build and upgrade education facilities that are child, disability and gender sensitive and provide safe, non-violent, inclusive and effective learning environments for all
4.b	By 2020, substantially expand globally the number of scholarships available to developing countries , in particular least developed countries, small island developing States and African countries, for enrolment in higher education, including vocational training and information and communications technology, technical, engineering and scientific programmes, in developed countries and other developing countries
4.c	By 2030, substantially increase the supply of qualified teachers , including through international cooperation for teacher training in developing countries, especially least developed countries and small island developing States

How do universities support the SDGs?



Data for the ranking comes from two sources

University supplied data

- Numeric data
- Evidence data

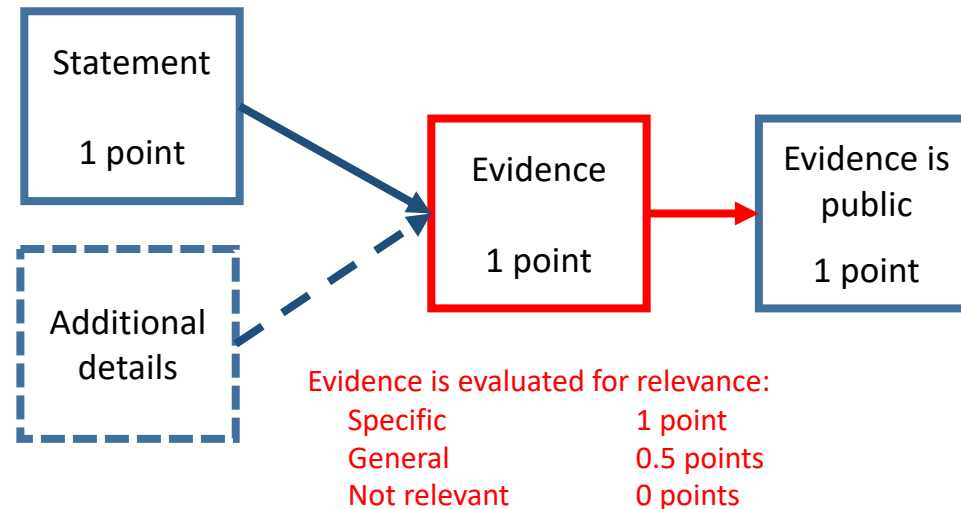
Bibliometric data

- Provided by Elsevier

Evidence data

Some UN Targets don't lend themselves to strictly quantitative data

We need to be able to assess qualitative information too



Evaluating the evidence data

This is not easy, documents are in multiple languages, websites change

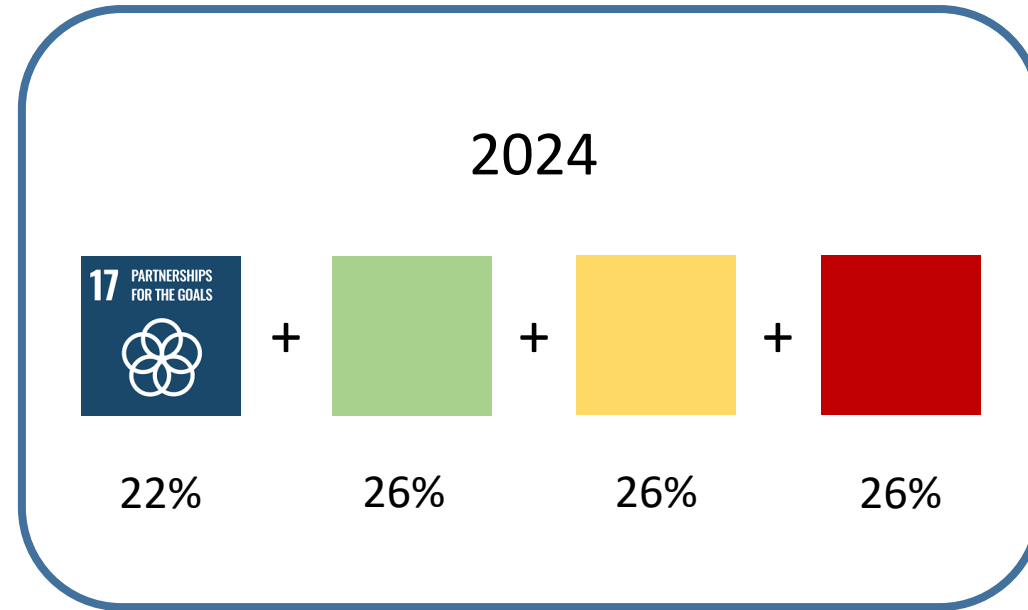
Individuals are making decisions, but are supported by

- QA
- Comparison to previous years
- Rigorous training

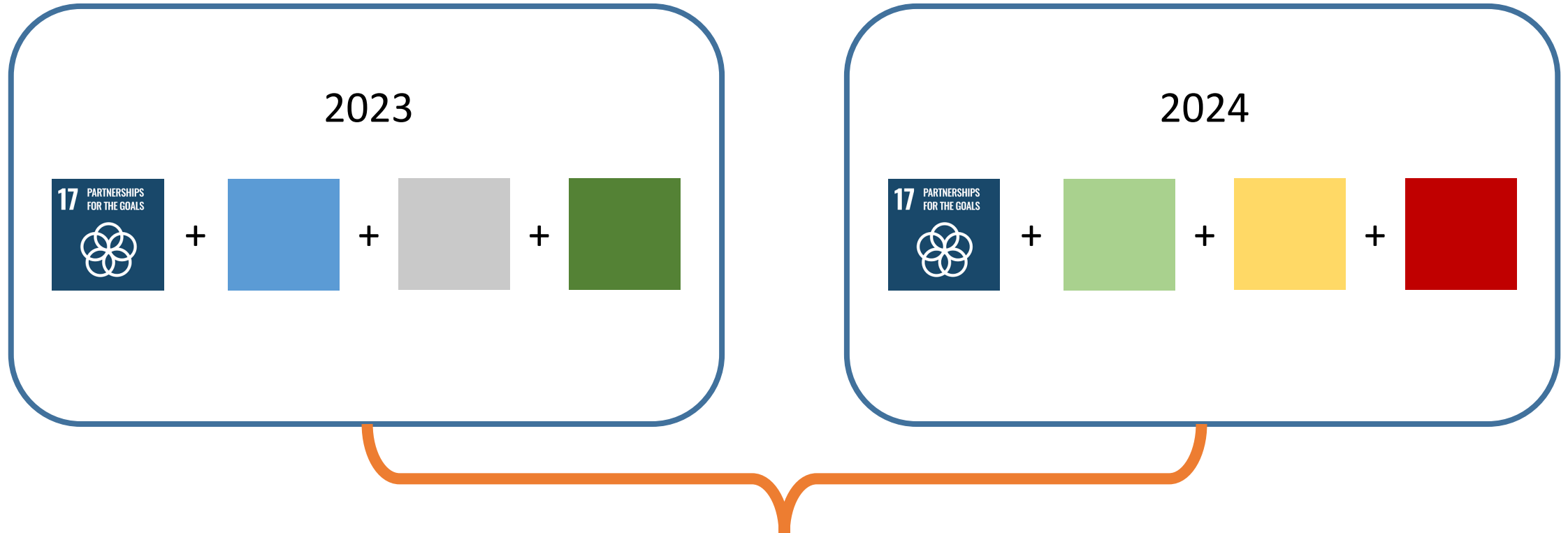
This year

- Additional focus on consistency and QA of answers (helped by greater depth for comparison)

Calculating the annual score



Overall score



How does it work? (Inside out)



Times Higher Education
Impact Rankings

The Impact team



Chief Data Officer
Duncan Ross



Head of SDG
and Teaching Rankings
Hannah Peacock



Head of Data PMO
Emma Wilkin



MD of Data Science
David Watkins



Impact Jnr Ranking
Owner
Klara Spustek



Senior Data Editor
Abdullah Arlsan



Supervisors
5



Onshore
Team
Up to 40



Offshore
Team
Up to 20



Data Scientist
Victor Melatti



Senior Data
Scientist
Emma Deraze

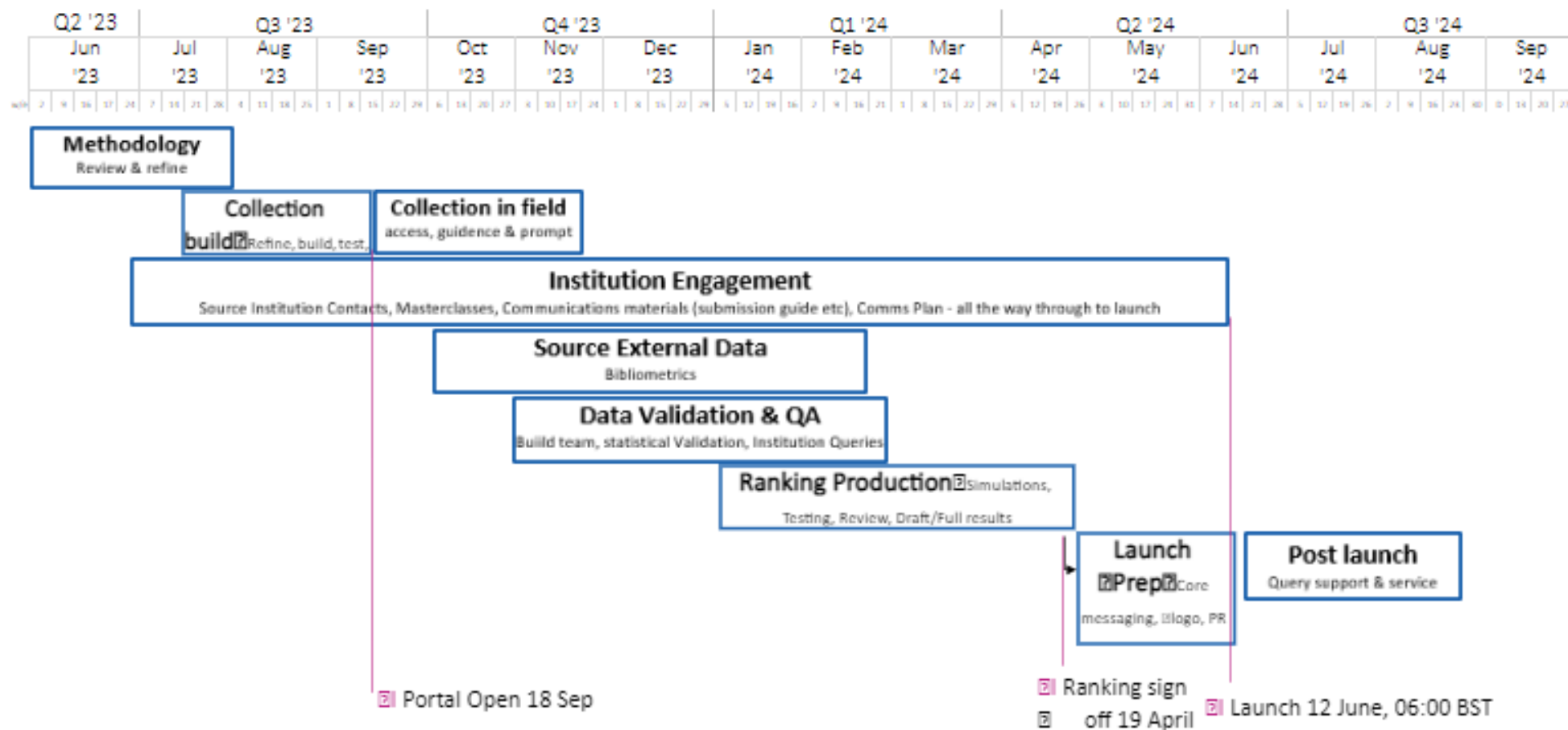


Senior
Data Scientist
Mark Caddow

Impact cycle timeline



Impact 2024 High Level
Delivery Plan April, 2024



Impact Advisory Board



Professor Max Lu
Vice-Chancellor
University of Surrey
UK




Dr Jingwen Mu
Strategic Planning Manager
HKBU
New Zealand



Professor Yamaguchi
Director
*United Nations University Institute for
the Advanced Study of Sustainability*
Japan



Sarah Spiegel
Coordinator International
Rankings
University of Bonn
Germany



Carolyn Newton
Director of Global Engagement
University of Cape Town
South Africa



Professor Luiz Costa
Former Rector and Minister
Brazil



Laura Tucker
CEO
HIVVE
Singapore



Zheng Yi
Head of Office
*Institute for Sustainable Development
Goals of Tsinghua University*
China



Simon Pratt
Director of Policy and Analysis
University of Toronto
Canada

Data insights



Times Higher Education
Impact Rankings



Times Higher Education
Impact Rankings

The largest and most comprehensive global university ranking
dedicated to the UN sustainable development goals



2,152

Universities

30,000+

person hours (mainly evidence validation)

283,000+

documents collected

269,000+

measurements

3.7m

publications on the SDGs

75

metrics*

125

Countries and regions

251

indicators*



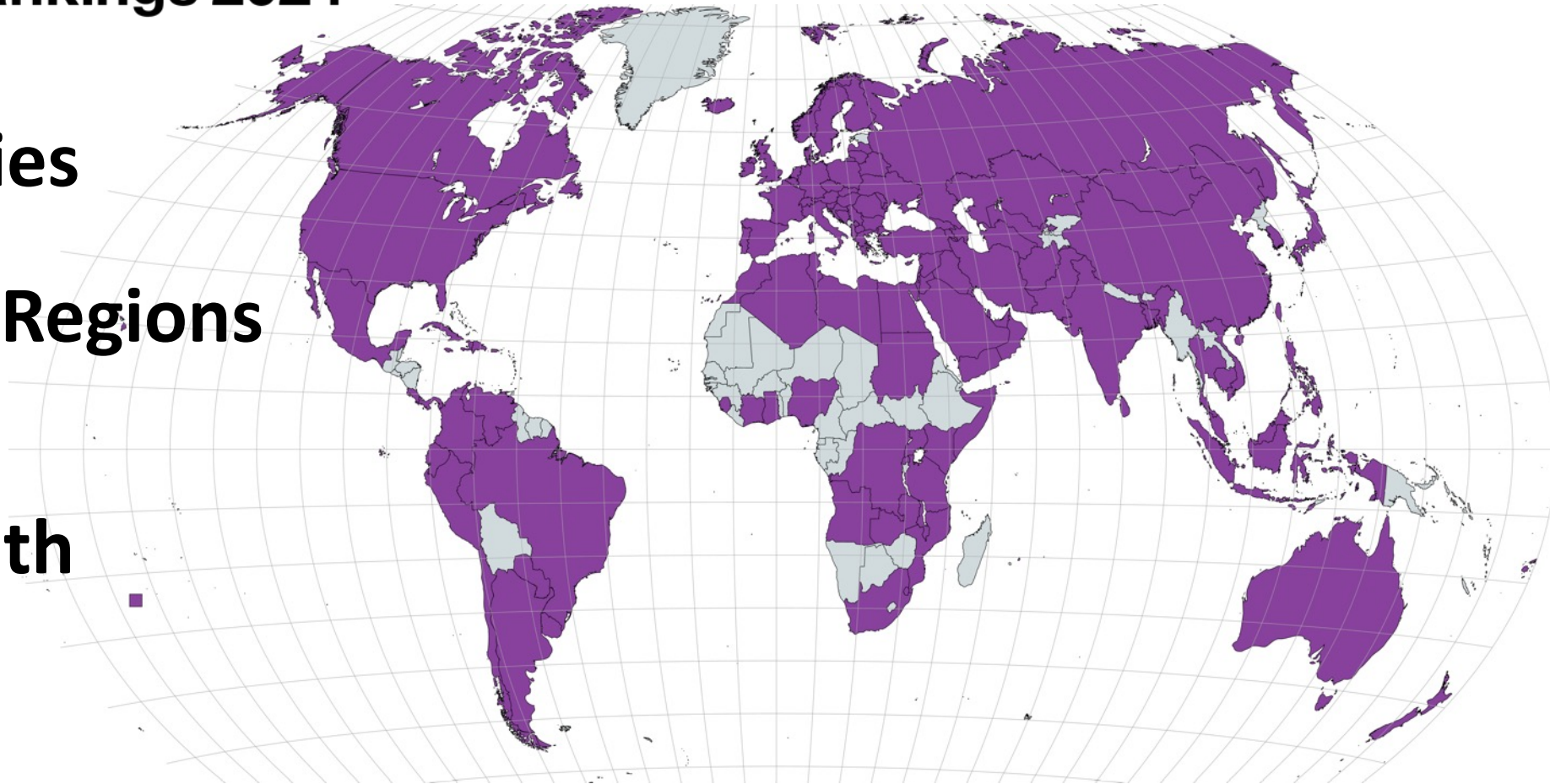


Times Higher Education
Impact Rankings 2024

2152 Universities

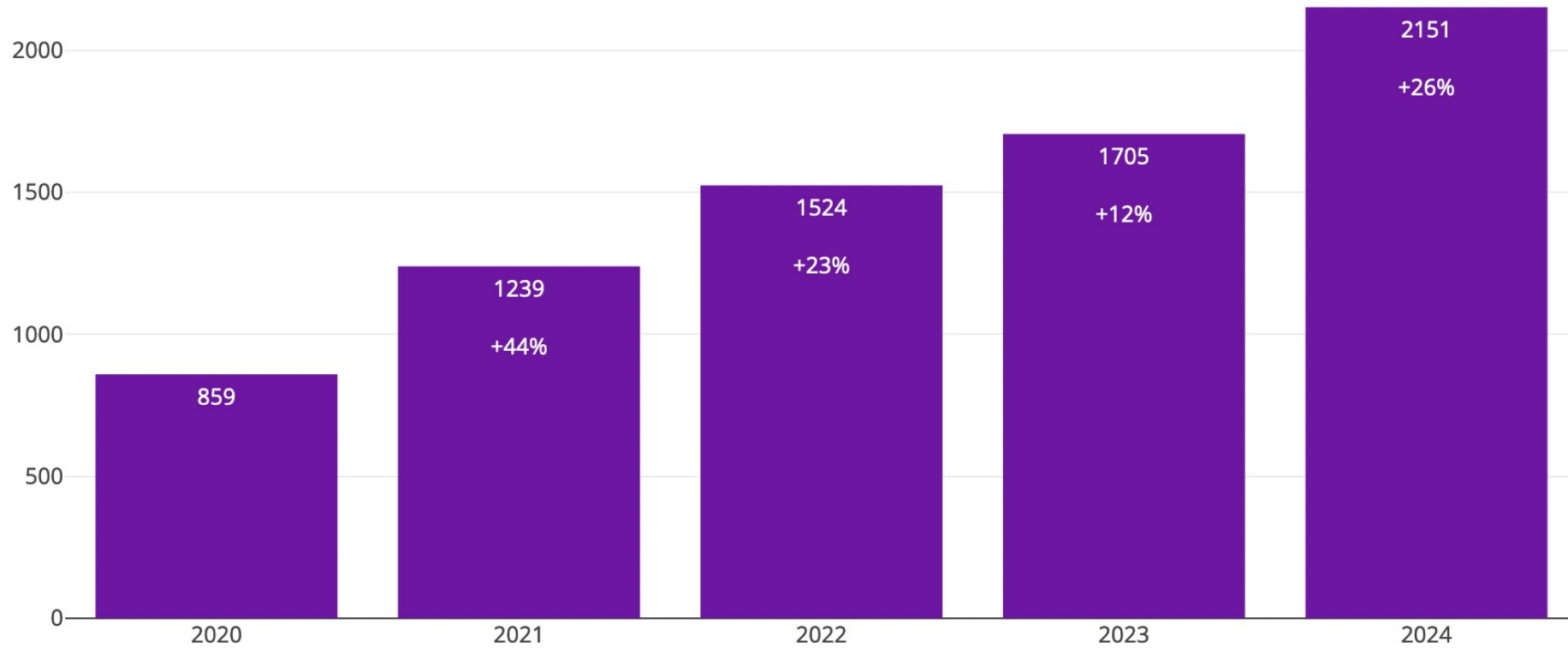
125 Countries/Regions

**Global north
and Global south**



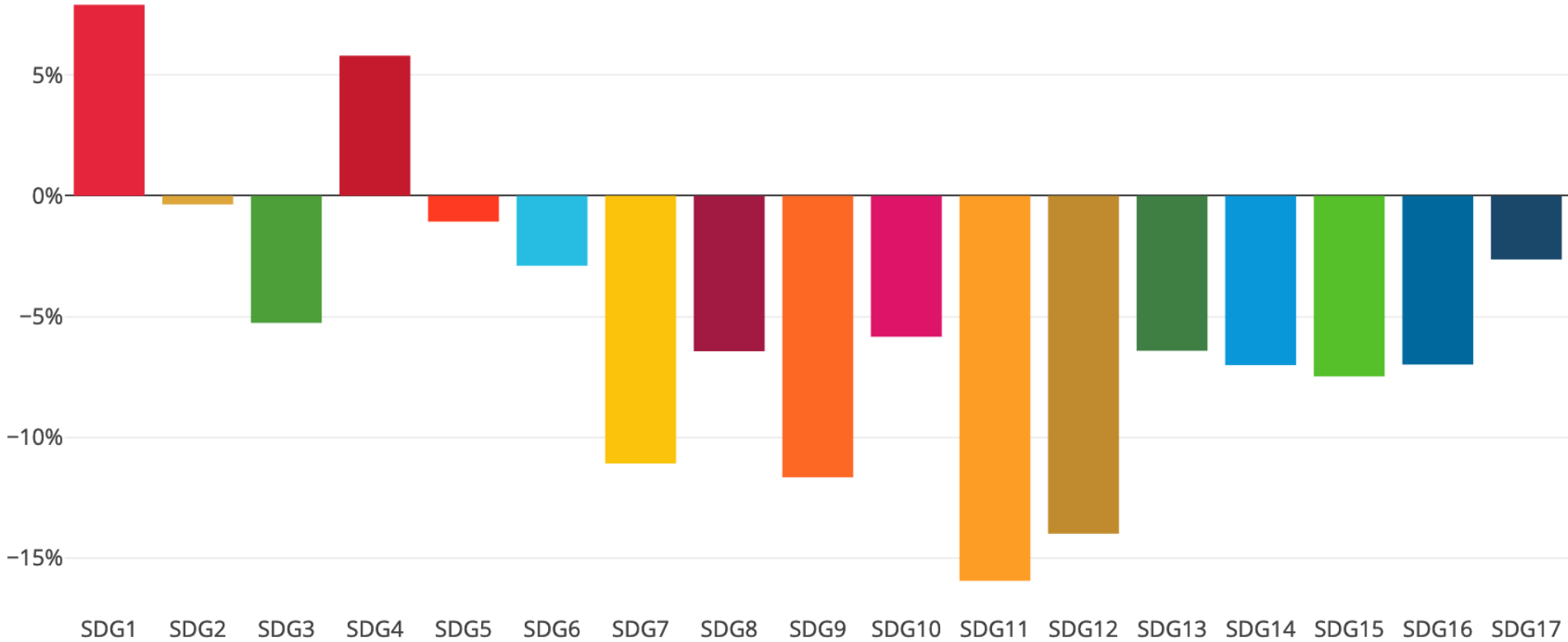
Growth 2020-2024

Impact rankings participation over time



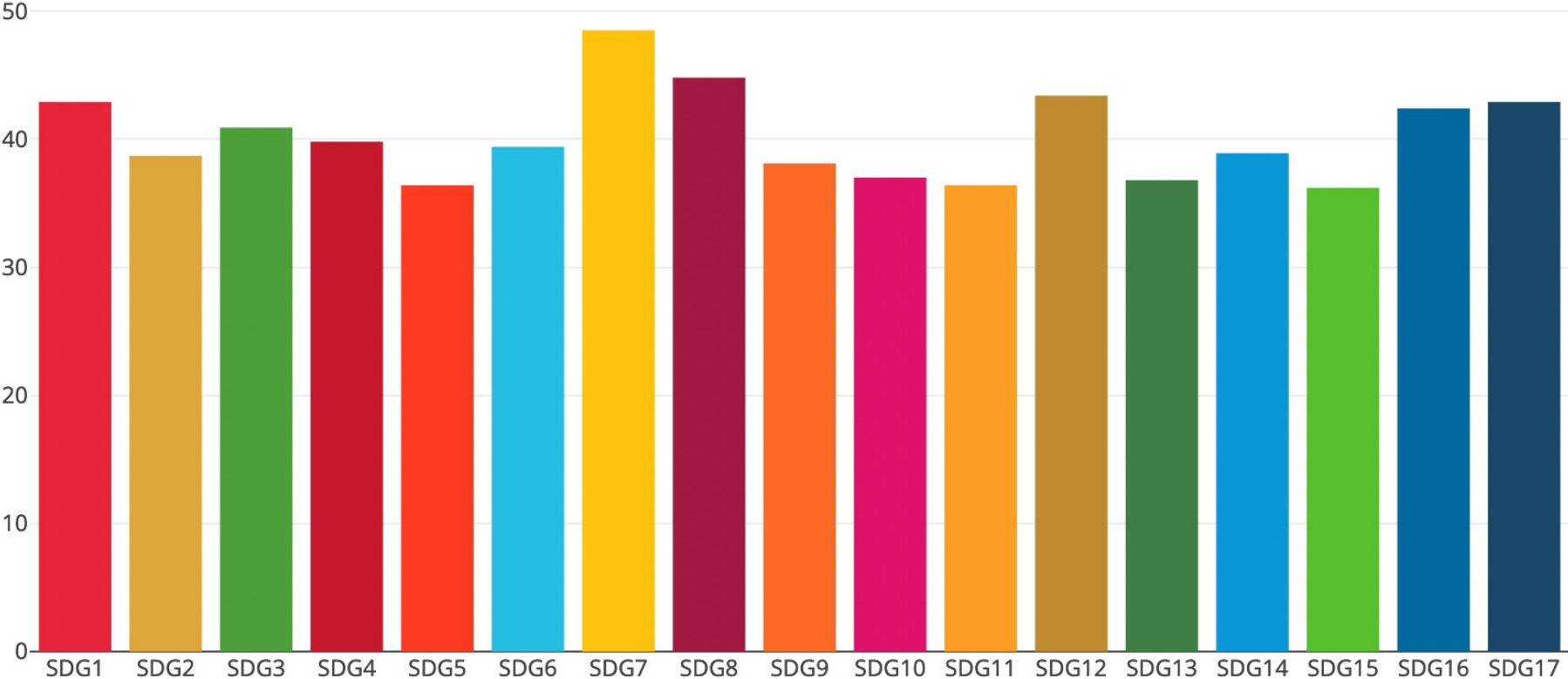
Africa participation per SDG

Africa participation vs worldwide
(230 universities)



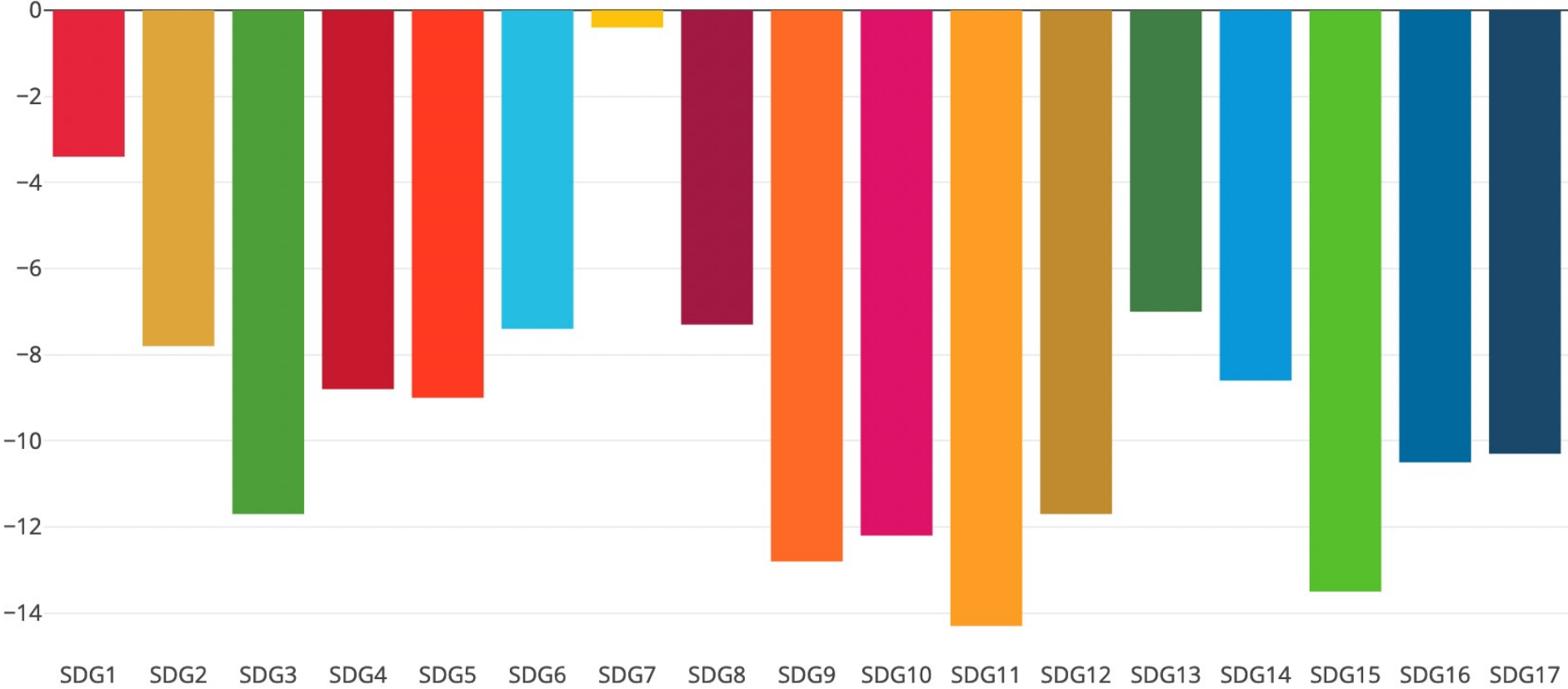
Africa average scores per SDG

Africa scores
(230 universities)



Africa scores vs world per SDG

Africa scores vs worldwide
(230 universities)



African universities in the Top 300 Overall

name	country	continent	rank_display
University of Johannesburg	South Africa	Africa	=36
University of Pretoria	South Africa	Africa	42
University of Cape Town	South Africa	Africa	=77
Afe Babalola University	Nigeria	Africa	101–200
Kwame Nkrumah University of Science and Technology	Ghana	Africa	101–200
University of Tunis El Manar	Tunisia	Africa	101–200
Ain Shams University	Egypt	Africa	201–300
Mansoura University	Egypt	Africa	201–300
University of the Witwatersrand	South Africa	Africa	201–300

Participation by region

Algeria

ALL RANKED UNIVERSITIES

77

MOST POPULAR SDG



HIGHEST SCORING SDG



Highest ranked universities Overall

University of Oum El Bouaghi	ranked 401–600
University Mohamed Boudiaf of M'Sila	ranked 1001–1500
Khemis Miliana University	ranked 1001–1500
Université 8 Mai 1945 Guelma	ranked 1001–1500
University of Béjaïa	ranked 1001–1500

Participation by region

South Africa

ALL RANKED UNIVERSITIES

10

MOST POPULAR SDG

3 GOOD HEALTH AND WELL-BEING



HIGHEST SCORING SDG

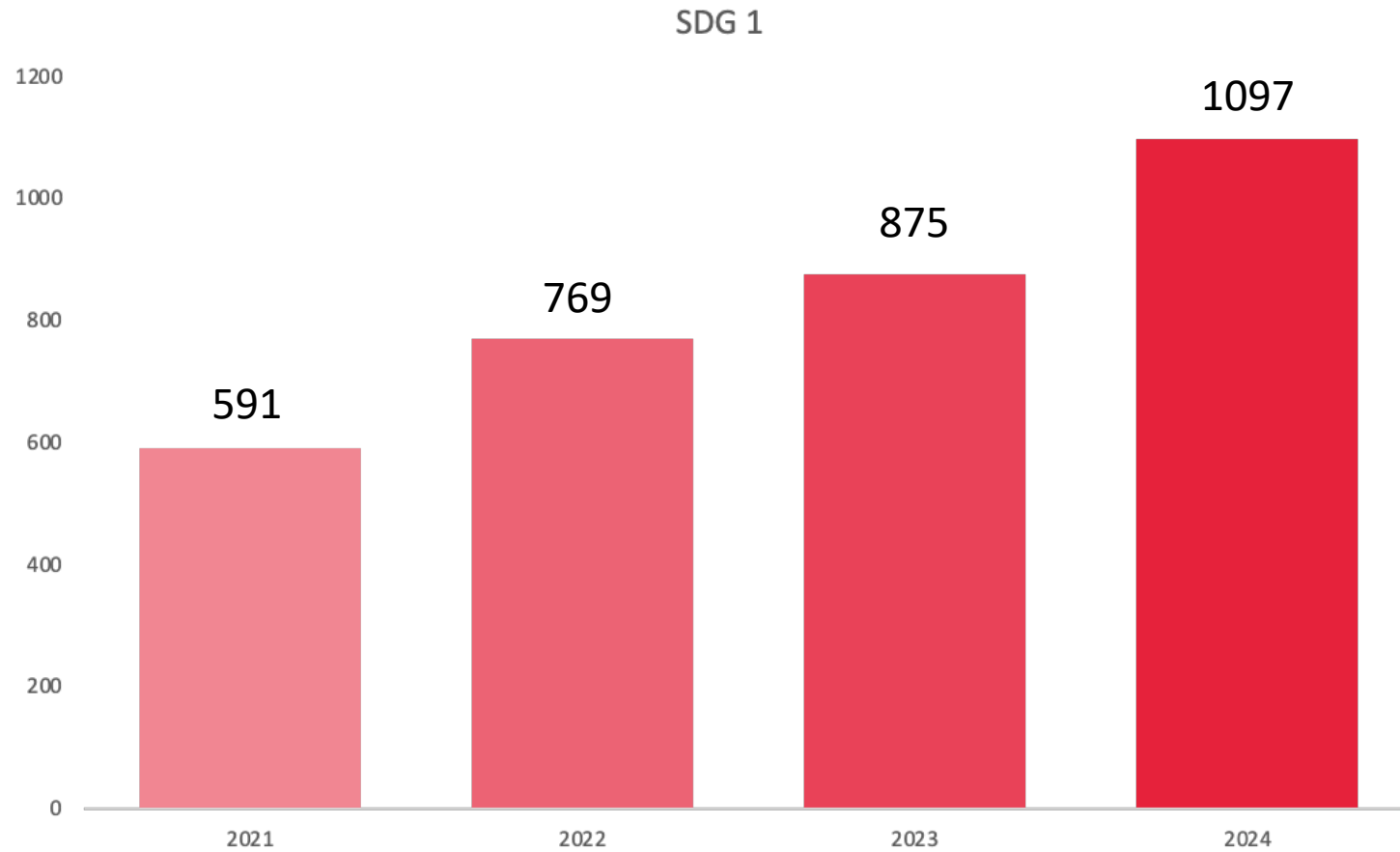
9 INDUSTRY, INNOVATION AND INFRASTRUCTURE



Highest ranked universities Overall

University of Johannesburg	ranked =36
University of Pretoria	ranked 42
University of Cape Town	ranked =77
University of the Witwatersrand	ranked 201–300
University of the Western Cape	ranked 401–600

Growth 2021-2024: 86%



Themes



DataPoints

SDG Impact Dashboard

Powerful data and analytics to support success in sustainability

1 NO POVERTY



1

NO POVERTY

QUALIFYING SDG - 26% OF OVERALL

SCORE

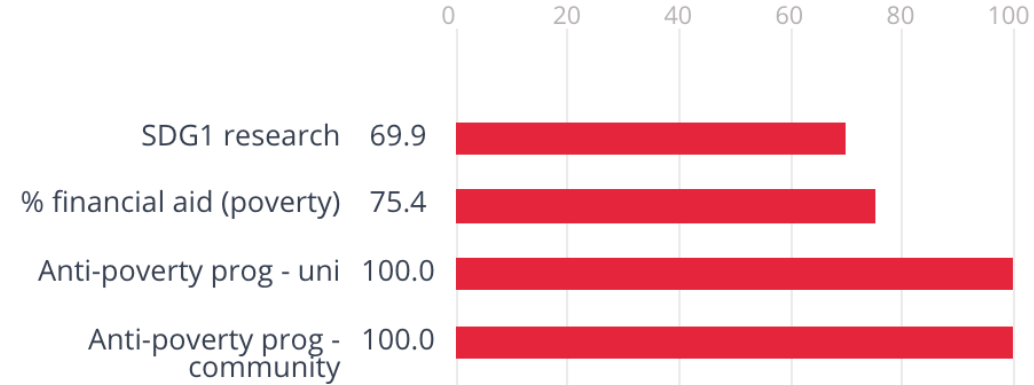
85.3

RANK

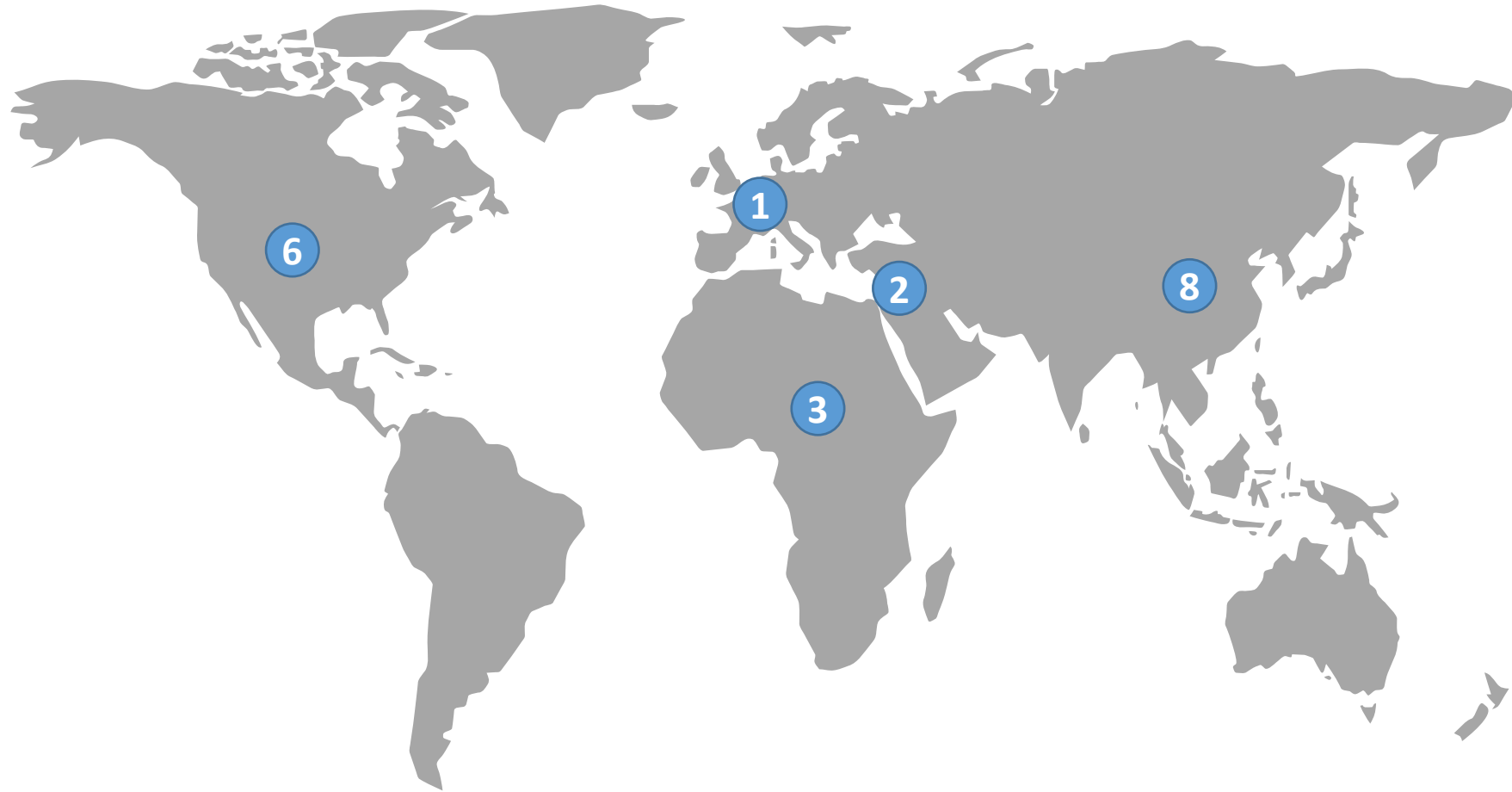
6

out of 591 institutions

[Details](#)



Where are the Top 20



Top 10



Rank	2023	Name	Country
1	13	Universitas Airlangga	Indonesia
2	21	York University	Canada
3	1	University of Johannesburg	South Africa
4	2	University of Indonesia	Indonesia
=5	101–200	Universiti Malaysia Pahang Al-Sultan Abdullah (UMPSA)	Malaysia
=5	28	Abdullah Gül University	Turkey
7	3	Western University	Canada
8	-	University of Pretoria	South Africa
9	16	Tecnológico de Monterrey	Mexico
10	19	King Faisal University	Saudi Arabia





SDG 1 – Best Practice

CONVOCAATION

UMP launches Ready to Eat food package using retort technology

7 December 2022

PAYA BESAR, 7 November 2022 - Universiti Malaysia Pahang (UMP) launched the Ready to Eat food package using retort technology under the food@campus (UMP Campus Pantry) initiative in collaboration with the various parties.

The launch took place in conjunction with the inauguration ceremony of the Malaysian Taste Food Festival and ExpoConvo 2022 which was officiated by the Chairman of the UMP Board of Directors, Tan Sri Dato' Sri Dr. Abdul Aziz Abdul Rahman.

Also present were the UMP Vice-Chancellor, Professor Dato' Ts. Dr. Yuserrie Zainuddin, Deputy Vice-Chancellor (Student Affairs and Alumni), Associate Professor Ts. Dr. Mohd Rusllim Mohamed who performs the functions of Deputy Vice-Chancellor (Academic and International) and President of the Wings Motor Gang Society (WMGS) Motor Club, Dato' Ahmad Azhar Othman (Awie).

With the aim of Zero Hunger on campus, this initiative is a preparation for providing food and emergencies to students who need to get ready-to-eat food.

In addition, this effort was formulated as a long-term plan by developing a comprehensive Sustainable Campus Life Planning covering food plans, hostels, transportation, devices, and others for students.

Does your university as a body provide support (e.g. food, housing, transportation, legal services) for students from low income families to enable them to complete university?

Universiti Malaysia Pahang Al-Sultan Abdullah (UMPSA),
Malaysia



Themes – SDG 3



DataPoints

SDG Impact Dashboard

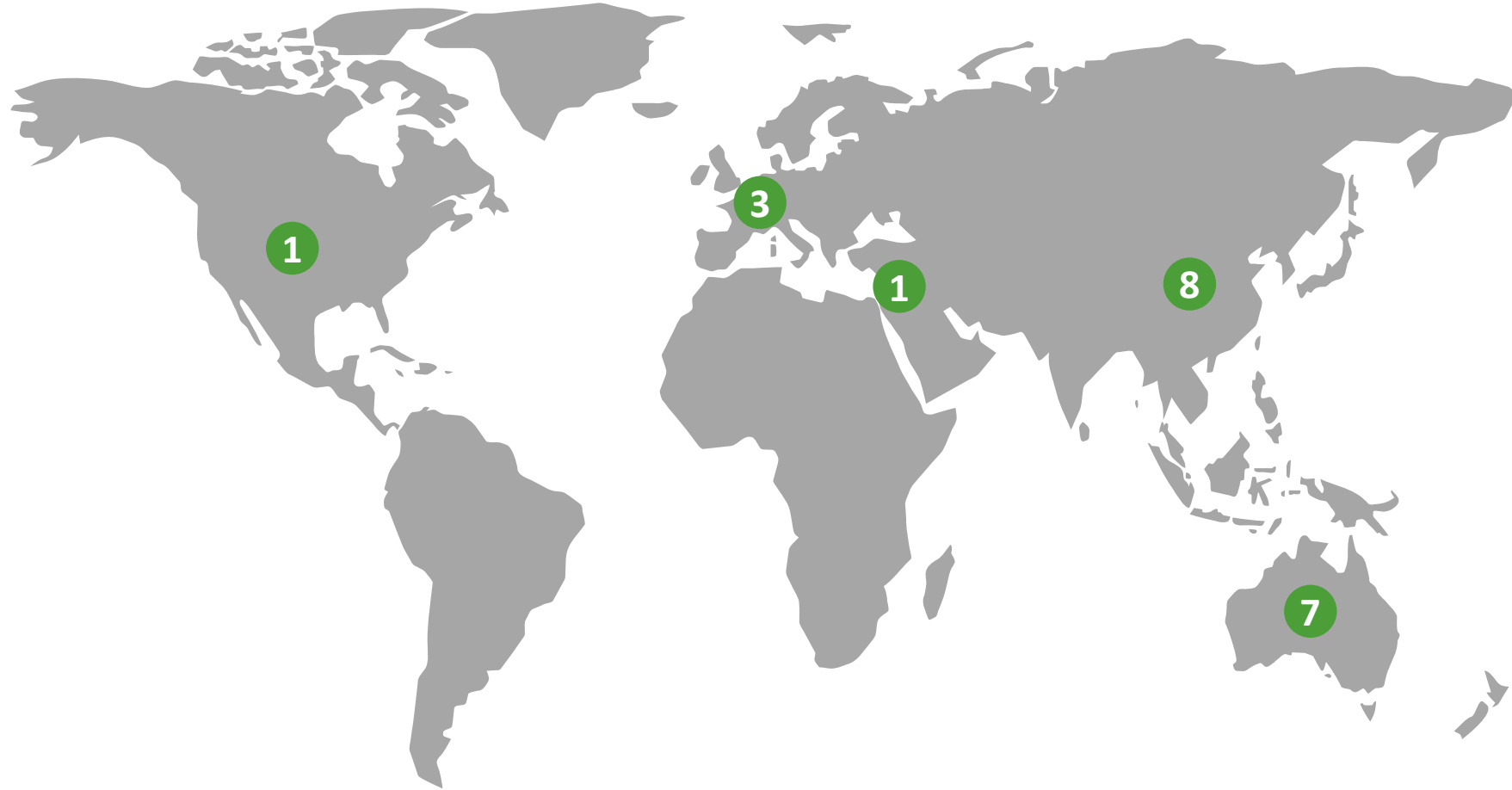
Powerful data and analytics to support success in sustainability

3 GOOD HEALTH AND WELL-BEING





Where are the Top 20



Top 10



Rank	2023	Name	Country
1	16	JSS Academy of Higher Education and Research	India
2	2	Australian Catholic University	Australia
3	3	Mahidol University	Thailand
4	26	Fujita Health University	Japan
5	1	RCSI University of Medicine and Health Sciences	Ireland
6	20	Kaohsiung Medical University	Taiwan
7	23	Amrita Vishwa Vidyapeetham	India
8	101–200	National Taiwan University (NTU)	Taiwan
9	9	University of Tasmania	Australia
=10	201–300	Lithuanian University of Health Sciences	Lithuania
=10	52	James Cook University	Australia



SDG 3 overview

SDG Overview

[Methodology](#)

3 GOOD HEALTH AND WELL-BEING



UNIVERSITIES RANKED (World)

1,498

UNIVERSITIES RANKED (South Africa)

9

AVERAGE SCORE (World)

52.6

AVERAGE SCORE (South Africa)

62.1

Participation

South Africa  9

Peer region(s)  54

Performance

South Africa  62.1

Peer region(s)  70.5

SDG 3 - Research



DataPoints

SDG Impact Dashboard

Powerful data and analytics to support success in sustainability



Africa

SCORE

82.0 Research on health and well-being

27% OF THIS SDG



Asia

SCORE

82.0 Research on health and well-being

27% OF THIS SDG





SDG 3 Best practice

About Us

Student Support Center (SSC) is formed at JSS AHER, Mysuru with the support of the Department of Psychiatry and the Department of Clinical Psychology.

Student Support Center (SSC) provides free and confidential direct individual counseling services for a variety of concerns including, stress, burnout, time management, relationship problems, anxiety, depression, and other matters related to a student's overall mental well-being. The Center also provides resource information on wellness topics and is responsible for student outreach programming designed to reduce stress and improve overall well-being.



Does your university as a body provide students and staff with access to mental health support?

Aim



Aims to provide comprehensive services under one roof to the students/staff. JSS AHER is a university that is constantly striving to maintain international standards of excellence, certainly in academic output, but equally in the holistic emotional, mental, and physical well-being of its students/staff. The World Health Organization has identified depression as the single largest contributor and the leading cause of mental and physical disability across the world. It is the second leading cause of death (by suicide) in the 15 - 29 years age group. According to the National Crime Records Bureau, a suicide is committed in India every five minutes and a third of all suicides in India fall within this age group. The Student Support Centre has linked with the WHO campaign on raising awareness around mental health and aspires to contribute to public education about issues that affect young people, such as sexual abuse, suicide, and substance abuse. etc.

JSS Academy Of Higher Education & Research, India

Themes



THE DataPoints

SDG Impact Dashboard

Powerful data and analytics to support success in sustainability

4 QUALITY EDUCATION



4 

QUALITY EDUCATION

QUALIFYING SDG - 26% OF OVERALL

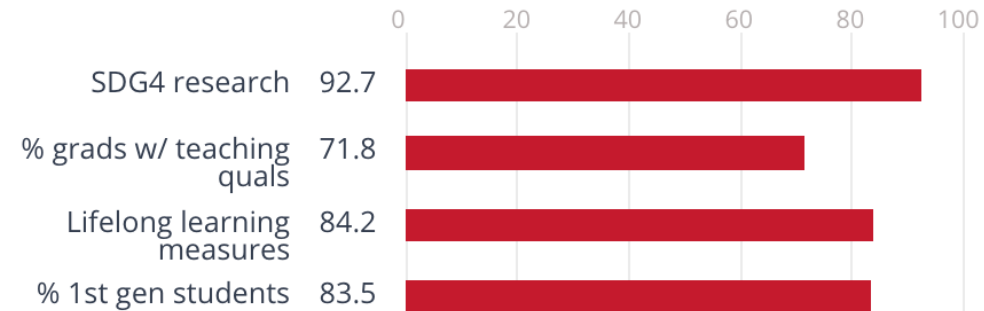
SCORE

84.3

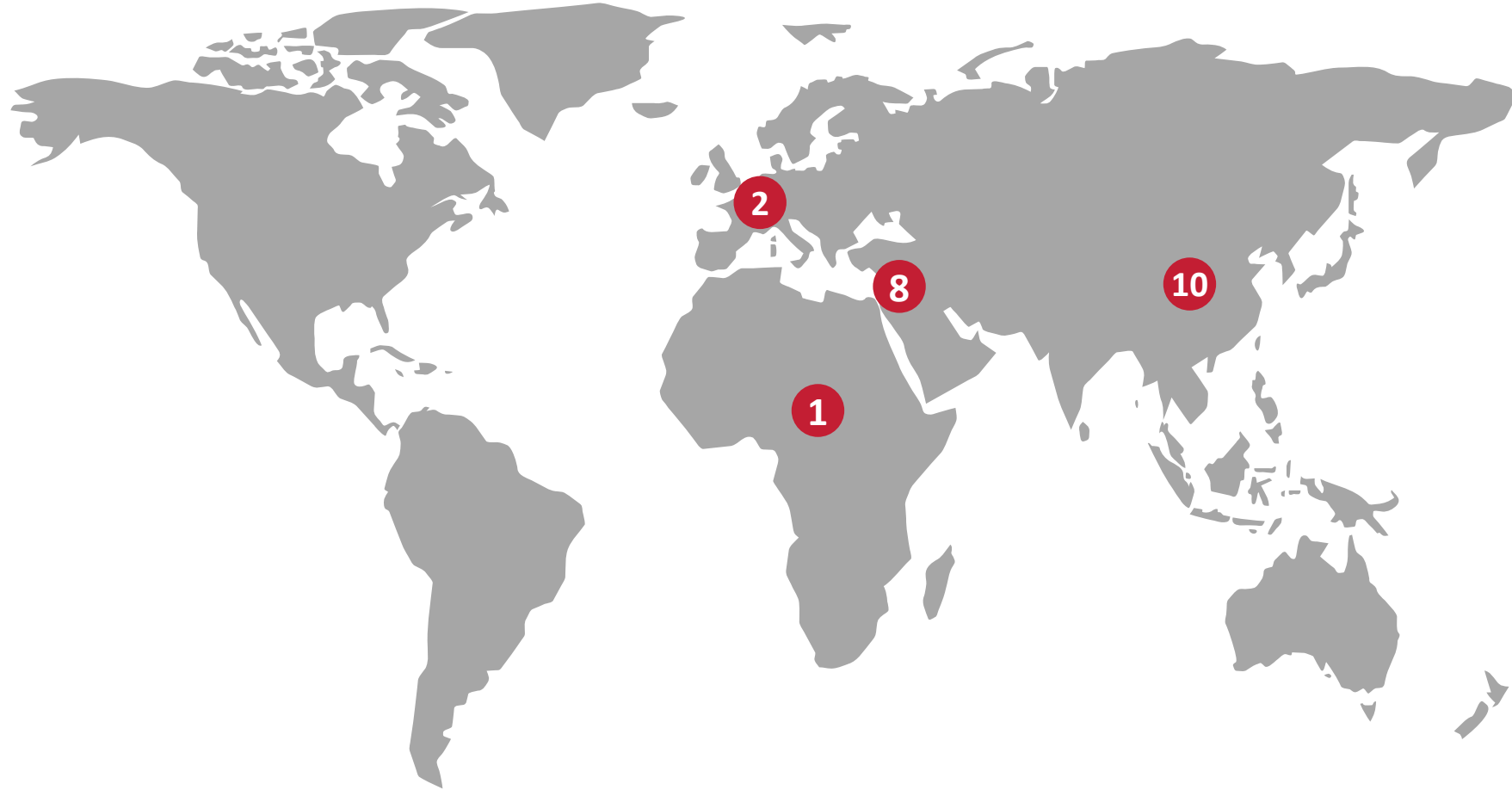
RANK

7

out of **966**
institutions



Where are the Top 20



Top 10



Rank	2023	Name	Country/region
1	2	Aalborg University	Denmark
2	4	Hong Kong Baptist University	Hong Kong
3	9	Amrita Vishwa Vidyapeetham	India
4	-	The Hong Kong Polytechnic University	Hong Kong
5	10	Istanbul Technical University	Turkey
6	27	National and Kapodistrian University of Athens	Greece
7	25	Allama Iqbal Open University	Pakistan
8	98	Khwaja Fareed University of Engineering and Information Technology	Pakistan
9	98	Abdullah Gül University	Turkey
10	15	Ahlia University	Bahrain





SDG 4 - Best practice

WE ARE A

PUBLIC LIBRARY

Aalborg University Library is a public library with free access. Our main task is to service and support Aalborg University. However, any permanent resident may obtain a free library card and use our print collections and library facilities during regular opening hours at no charge. The library computers also provide free access to our online resources.

- Create a profile (library registration form)
- Branches and opening hours



Does your university as a body provide free access to educational resources for those not studying at the university, e.g. computers, library, online courses, access to lectures, etc?

Good news and bad news

We might as well tell you right away, private individuals with no current affiliation to Aalborg University *cannot* use our electronic resources from home! But you *can* access the resources, if you come to one of our branches during regular opening

Aalborg University, Denmark

Themes – SDG 9

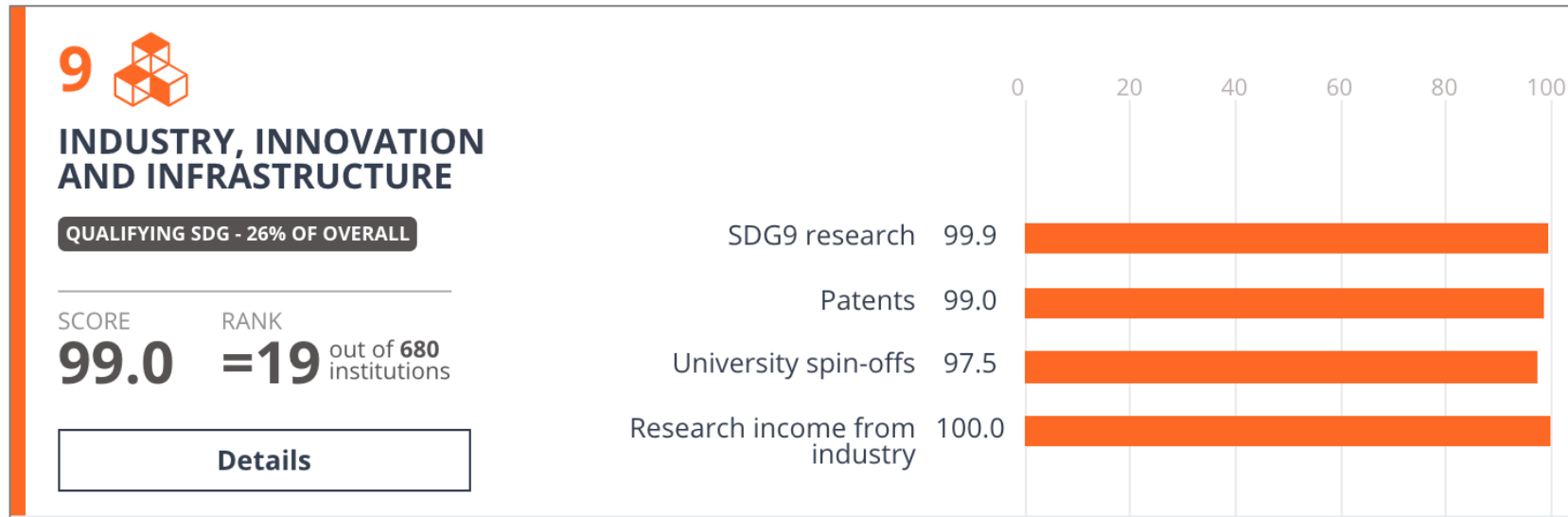


THE DataPoints

SDG Impact Dashboard

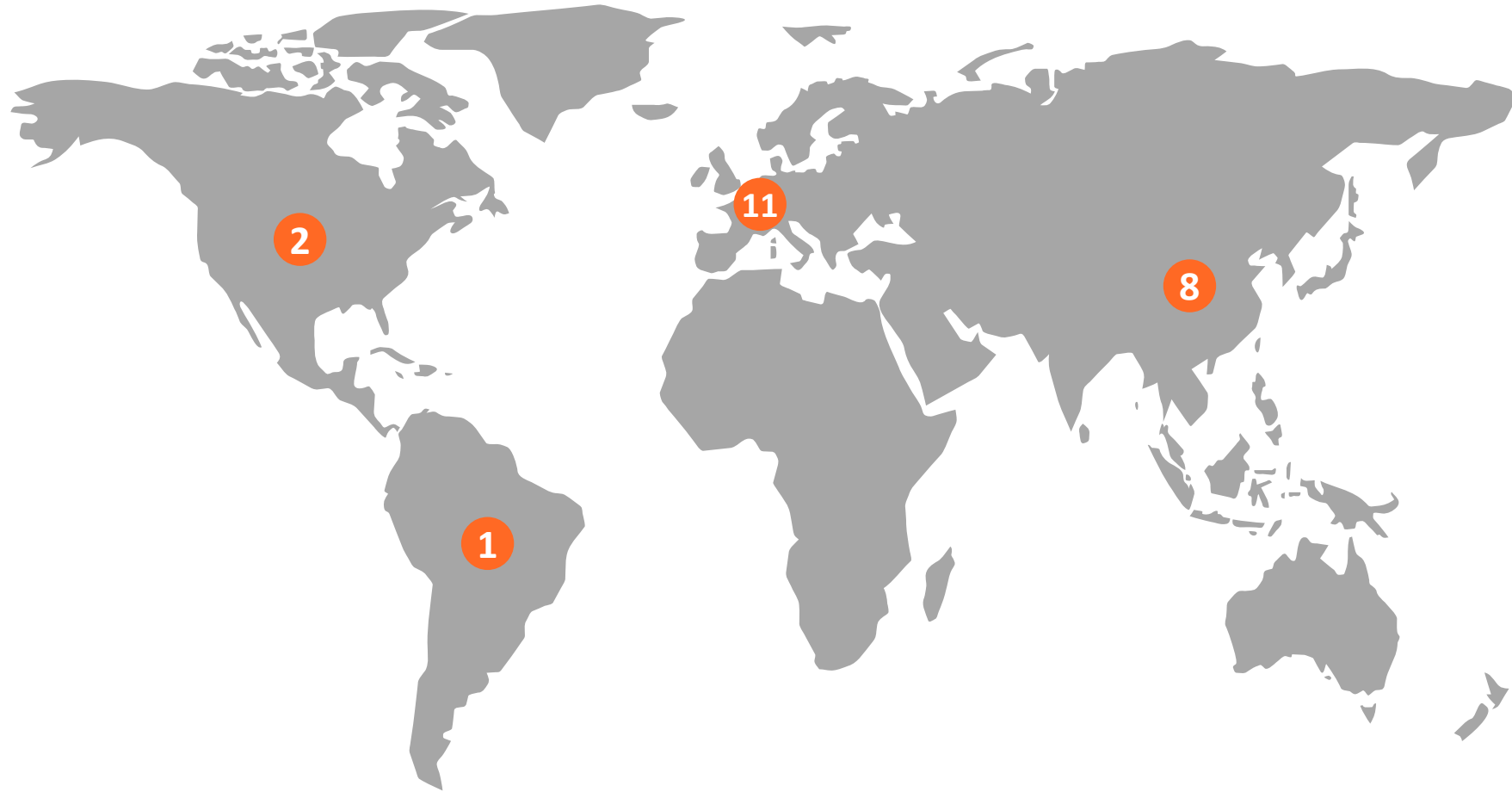
Powerful data and analytics to support success in sustainability

9 INDUSTRY, INNOVATION
AND INFRASTRUCTURE






Where are the Top 20





Top 10



Universität
Stuttgart



FRIEDRICH-ALEXANDER
UNIVERSITÄT
ERLANGEN-NÜRNBERG



Rank	2022	Name	Country
=1	11	RWTH Aachen University	Germany
=1	1	Technical University of Munich	Germany
=1	1	University of Erlangen-Nuremberg	Germany
=1	5	Delft University of Technology	Netherlands
=1	5	Yonsei University (Seoul campus)	South Korea
=1	59	TU Dresden	Germany
=1	5	University of Edinburgh	UK
=1	1	University of Stuttgart	Germany
=9	19	University of Alberta	Canada
=9	9	Hanyang University	South Korea
=9	101–200	Technical University of Darmstadt	Germany
=9	5	National Cheng Kung University (NCKU)	Taiwan
=9	25	Universidade Estadual Paulista (Unesp)	Brazil
=9	11	National Taiwan University (NTU)	Taiwan
=9	11	National Autonomous University of Mexico	Mexico



SDG 9 Research



SDG Impact Dashboard

Powerful data and analytics to support success in sustainability



Africa

SCORE
99.9 Research on industry, innovation and infrastructure

11.6% OF THIS SDG



Europe

SCORE
99.9 Research on industry, innovation and infrastructure

11.6% OF THIS SDG



SDG 9 Spin offs



DataPoints

SDG Impact Dashboard

Powerful data and analytics to support success in sustainability



Africa

SCORE
100.0

University spin offs

34.6% OF THIS SDG

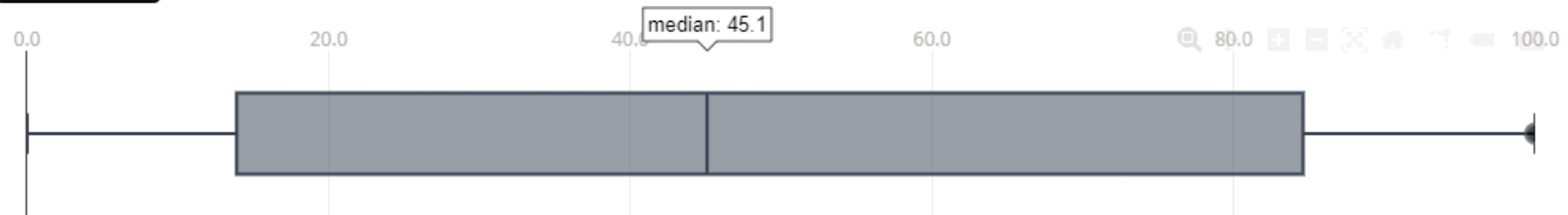


Asia

SCORE
100.0

University spin offs

34.6% OF THIS SDG



Overview of changes for 2025



Times Higher Education
Impact Rankings

Methodology changes

- Methodology review currently ongoing
- Additional guidance
- More emphasis on the ability to use evidence from the work being done with key partner organisations



Methodology changes

New question in SDG 17 looking at assessment of sustainable education.

Question will not be scored in 2025, but will allow us to understand progress:

- Are you assessing the level of sustainability literacy of your students?
- If yes, are you using Sulitest TASK or another system?
- What proportion of your student population is assessed?

Process changes

- Only one piece of evidence will be used
 - This will simplify assessment
 - Some questions will be split into two as a result
- We will use AI (Large Language Models) to support assessment
 - Improvements to consistency
 - Stronger feedback

Participation in 2025

Data collection dates :

- Opens on the 16th of September 2024 and closes on 11th of November 2024

Resources to support participation

- Guidance based on best practice
- Sessions at World Academic Summit in Manchester

Please reach out to us on impact@timeshighereducation.com

2024/25 Releases



Thank you



Times Higher Education
Impact Rankings

Access THE's sustainability dataset via:



DataPoints

SDG Impact Dashboard

Powerful data and analytics to support success in sustainability.

Request a free demo: data@timeshighereducation.com

